

www.wcrb2023.org

 Individual Registration

 Abstract Submission

Contact: wcrb2023@chinastargroup.com



Guidance for Registration and Submission

I. How to register for WCRB 2023

P2

+ Congress Dinner

P10

+ Accompanying Person

P11

+ Tours

P14

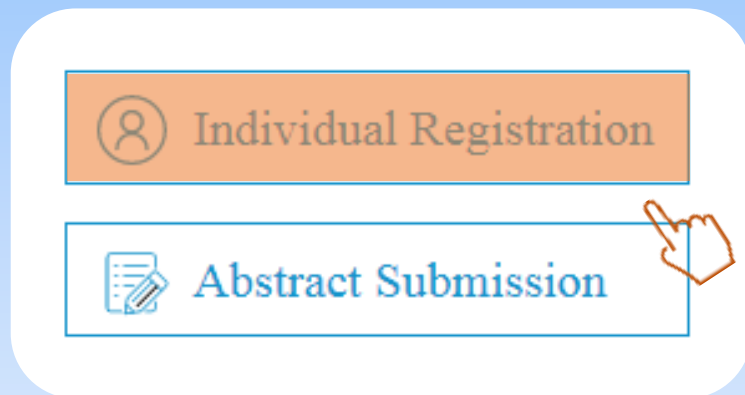
Receipt Download

P15

II. How to Submit Abstract

P16

www.wcrb2023.org



Contact: wcrb2023@chinastargroup.com



Step 1

- ✓ Click “**Individual Registration**” to enter the registration system.
- ✓ Create a new account. If you have already had one, please Log in and then turn to **step 3**.



Back to Home

Individual Registration

[Log in with password](#)

Please enter email

Please enter password

☐ Remember account [Forget password?](#)

[Log in](#)

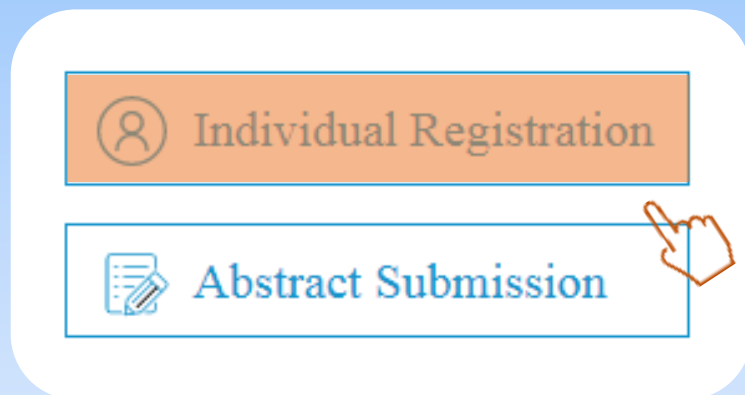
[New user registration](#)

[境内代表请点击此处 >](#)

Click here to create a new account
**If you already had one, please fill in your account Email and Password to Log in.*

For delegates from **Mainland China** please click here to make the registration

www.wcrb2023.org



Contact: wcrb2023@chinastargroup.com



Step
2

- ✓ Fill in your information. Kindly note that all fields marked with an asterisk (*) are required.

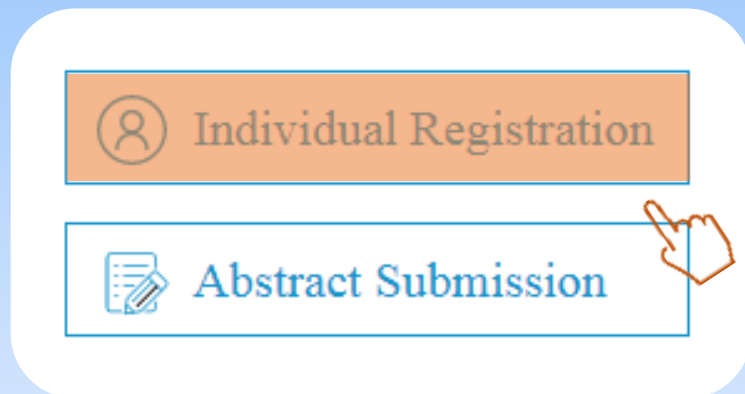
A screenshot of the 'Individual registration' form on the WCRB 2023 website. The form is titled 'Individual registration * Required Fields' and includes the following fields: 'E-mail', 'Set password' (with a note: '1) Your password must be at least 8 characters long. 2) Your password should contain two of the four character types: Uppercase letters; Lowercase letters; Numbers; Symbols.'), 'Confirm password', 'Given Name', 'Family Name', 'Salutation' (with options: Prof., Dr., Mr., Ms., Other), 'Gender' (with options: Male, Female), and 'Telephone'. Each required field is marked with an asterisk (*). There is a 'Back to Login Page' link at the top left of the form area.

Submit

Return

Click the blue button of “**Submit**” at the bottom of this page to the next step.

www.wcrb2023.org

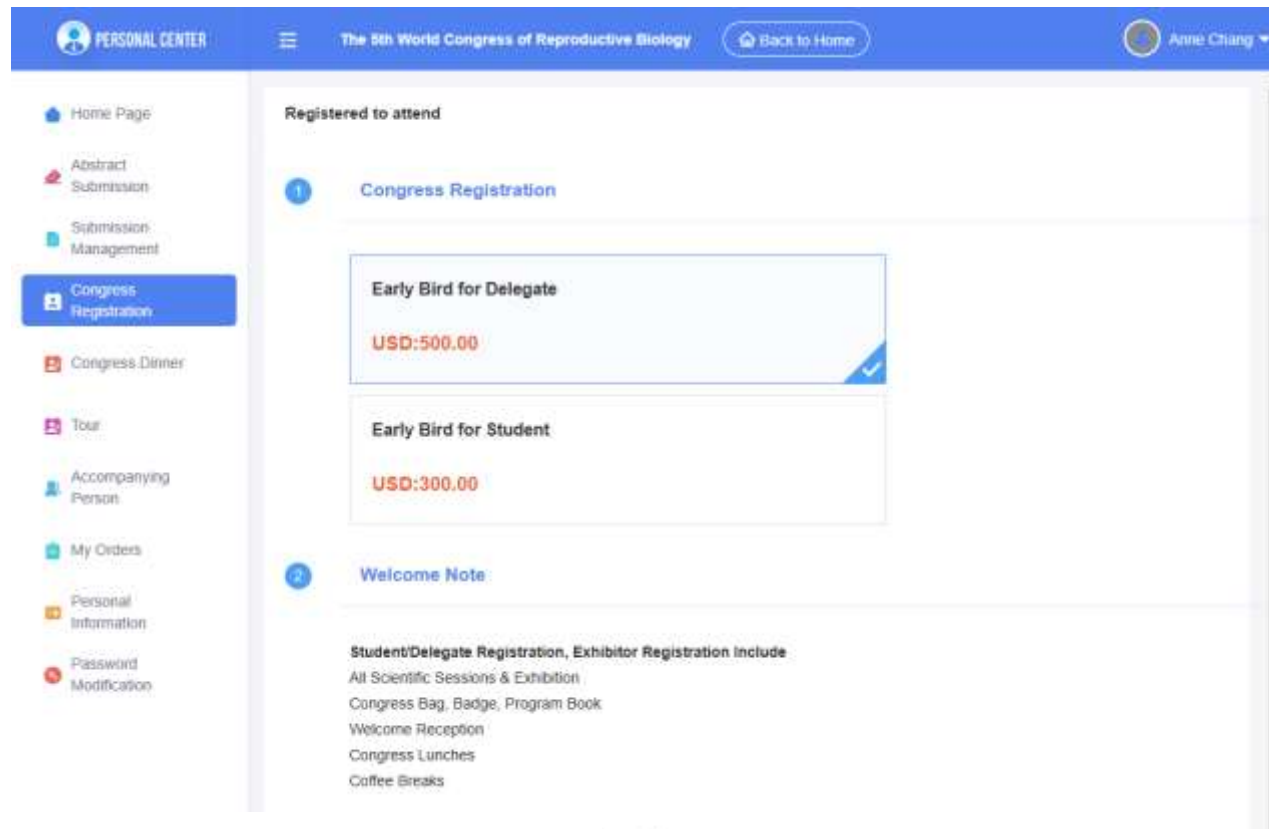


Contact: wcrb2023@chinastargroup.com



Step
3

- ✓ Enter your Personal Center.
- ✓ Start your WCRB 2023 Registration by selecting your registration type first.

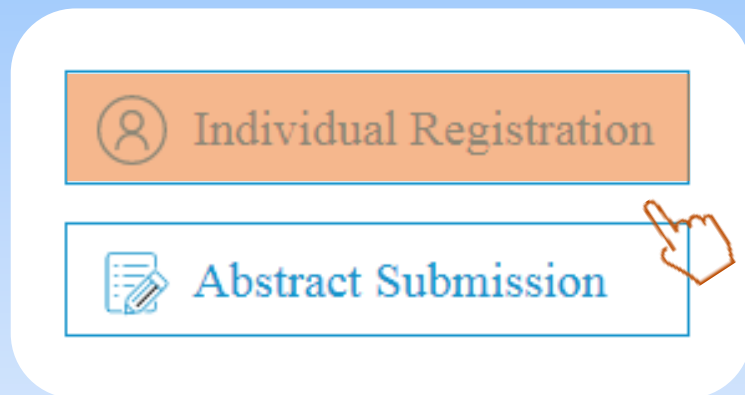


Submit immediately

Click the blue button of **“Submit Immediately”** at the bottom of this page to the next step.

* Registration for Accompanying Person, Conference Dinner, and Tour is available after you complete your Congress Registration first.

www.wcrb2023.org

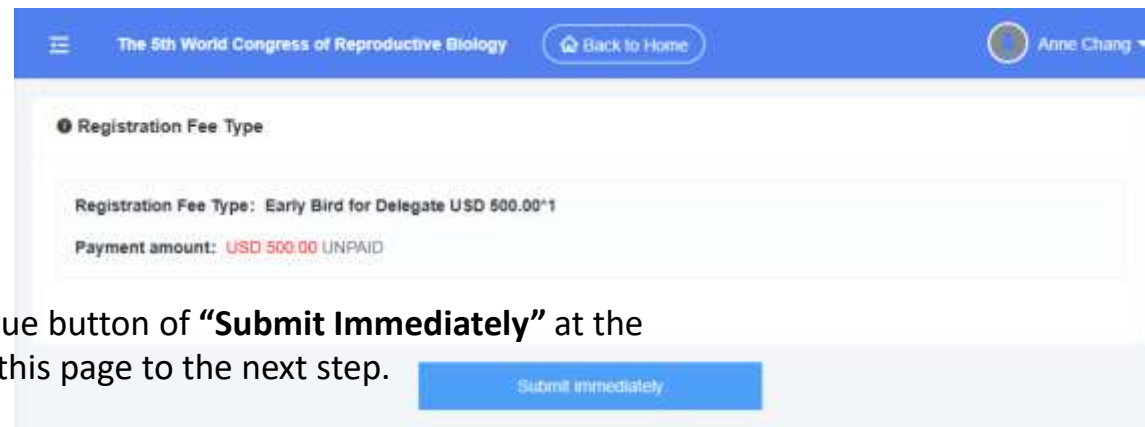


Contact: wcrb2023@chinastargroup.com



Step
4

✓ Check your registration fee for Congress Registration



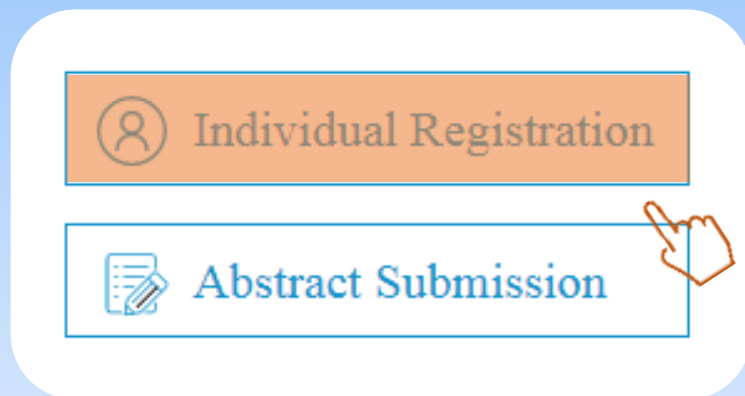
Click the blue button of “**Submit Immediately**” at the bottom of this page to the next step.

✓ Extra step for delegates from Mainland China:
Fill in your Fapiao Information



** International delegates could download the receipt in the system automatically after completing the registration payment, more details please go to Page 15*

www.wcrb2023.org



Contact: wcrb2023@chinastargroup.com



Step 5

✓ Select your payment method.


*** For delegates from Mainland China, bank transfer is the only payment method.**

Online Payment

Online Payment

Offline payment

Bank Transfer



新版首信福

Service Charge : USD 0.00

Service Charge Rate : 0%

Payment Amount : **USD 500.00**

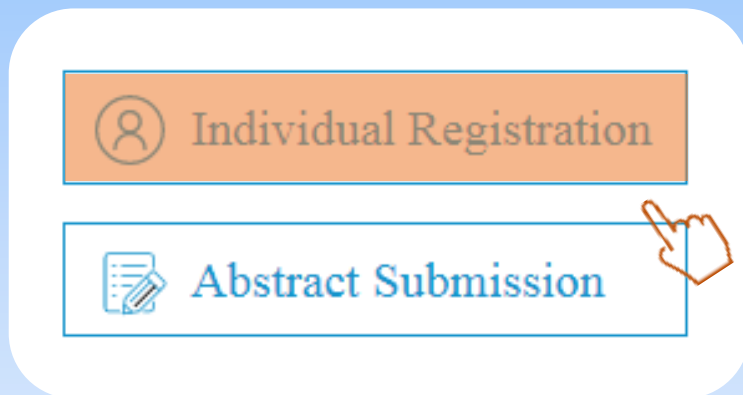
Confirm

Click the blue button of **“Confirm”** at the bottom of this page to the next step.

* If you select Online Payment, please go to Step 6.1

* If you select Offline Payment, please go to Step 6.2

www.wcrb2023.org



Contact: wcrb2023@chinastargroup.com



Step 6.1

Credit Card Online Payment by PayEase

- ✓ If you select Online Payment, you will enter PayEase payment platform.

Fill in the information.

Payment Method

Card Information

Please provide us with your card details, so that we can process your order.

Card Number

Expiration Date Month

Expiration Date Year

CVV

First name

Last name

Billing Information

The billing address should be the same as your credit card statement address, so that we can confirm the information you have in.

Street

Order Information

Order ID

20230321-887385554-p23470m17088-R53-cye3js8d

Payment Amount

¥190.500.00

Attention:

Please notice that the billing amount might be slightly different from the amount shown on your bank statement because of exchange rate fluctuation.

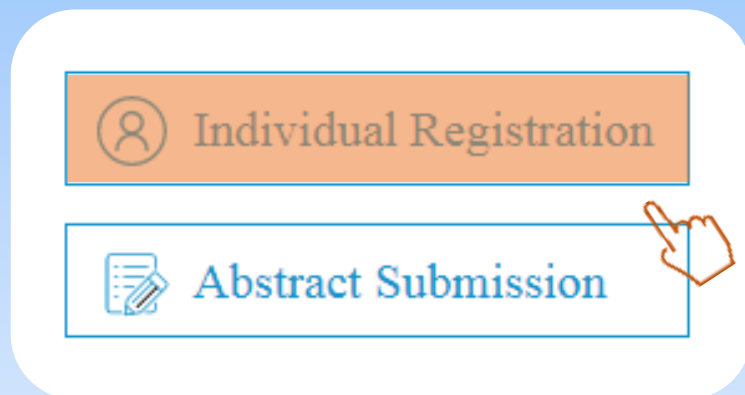
For Visa card payment, Verified By VISA password is required.

For MasterCard Payment, MasterCard SecureCode is required.

Continue

Click the orange button of “**Continue**” at the bottom of this page to the next step.

www.wcrb2023.org



Contact: wcrb2023@chinastargroup.com



Step 6.2

Bank Transfer

Payment Option

☐ Online Payment ☒ Offline payment

☒ Bank Telegraphic Transfer(TT)

Please upload the electronic version of the payment order.

Wire Transfer Bank Information (For International)
Intermediary Bank's Name: CITIBANK, N.A., NEW YORK
SWIFT: CITIUS33
Beneficiary's Bank's Name: BANK OF BEIJING, BEIJING
Beneficiary: China Star PCO
SWIFT: BJCNBJ
CHIPS ID: 390617
Account Number: 01090332001420105006089
Address : 410A, Hongtai Industrial Community, No. 100, Hongtai Road, Beijing
Message: WCRB_Registration No._Name

Important notice:
1. All bank handling charge for remittance must be borne by the payer.
2. All the above information is required items for international bank transfer.
3. Only when your payment fee is received successfully, we will modify your payment status.

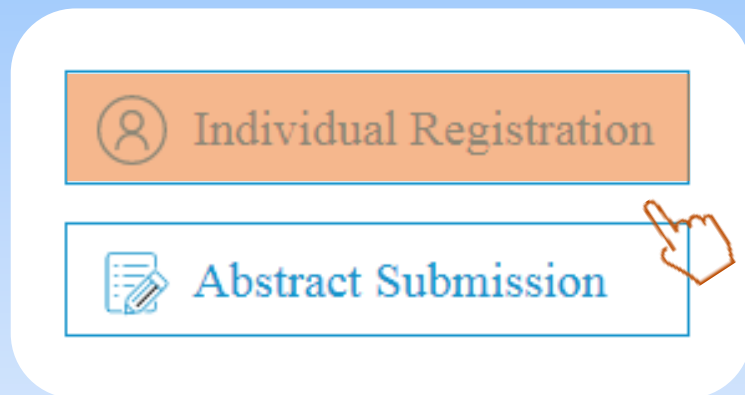
Service Charge : USD 0.00
Service Charge Rate : 0%
Payment Amount : **USD 500.00**

Click here to select
Bank Transfer

- You could make your payment by bank transfer according to the wire transfer information mentioned on this page.
- We strongly suggest that you upload your proof of payment, it will be helpful for us to check your payment order.
- Usually, it takes 7 to 14 days for the international bank payment to be processed , and then our staff will modify your payment status when they get the confirmation from the financial department.

Click the blue button of **"Confirm"** at the bottom of this page to the next step.

www.wcrb2023.org



Contact: wcrb2023@chinastargroup.com



Step
6.3

Payment Success

PERSONAL CENTER The 5th World Congress of Reproductive Biology Back to Home

Home Page

Abstract Submission

Submission Management

Congress Registration

Congress Dinner

Tour

Accompany Person

My Orders

Personal Information

Password Modification

陈曲 China Star

Welcome to attend the 5th World Congress of Reproductive Biology which will be hosted from September 13 - 15, 2023 at China National Convention Center.

Congress Registration Paid

Congress Dinner

Tour

Accompanying Person(s) 0 Person(s)

Personal Information

Registration and payment

Registration Number	Reg. Category	Quantity	Registration Fee
53	Early Bird for Delegate-USD-500.00	1	USD-500.00

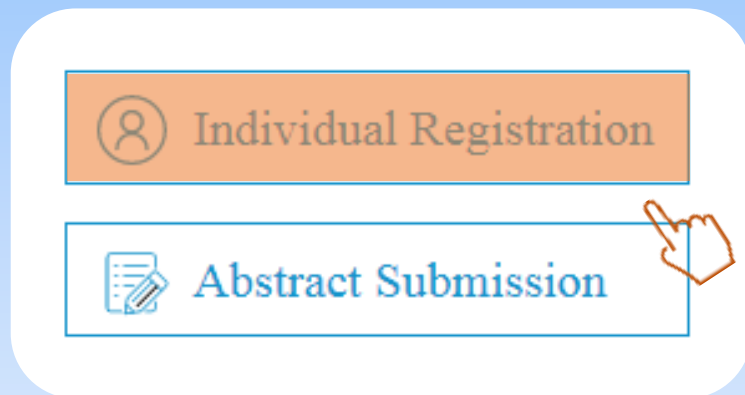
Additional activities

Payment Status

Paid

Once your payment fee is received successfully, your payment status will be confirmed as 'Paid', then you have completed your registration.

www.wcrb2023.org



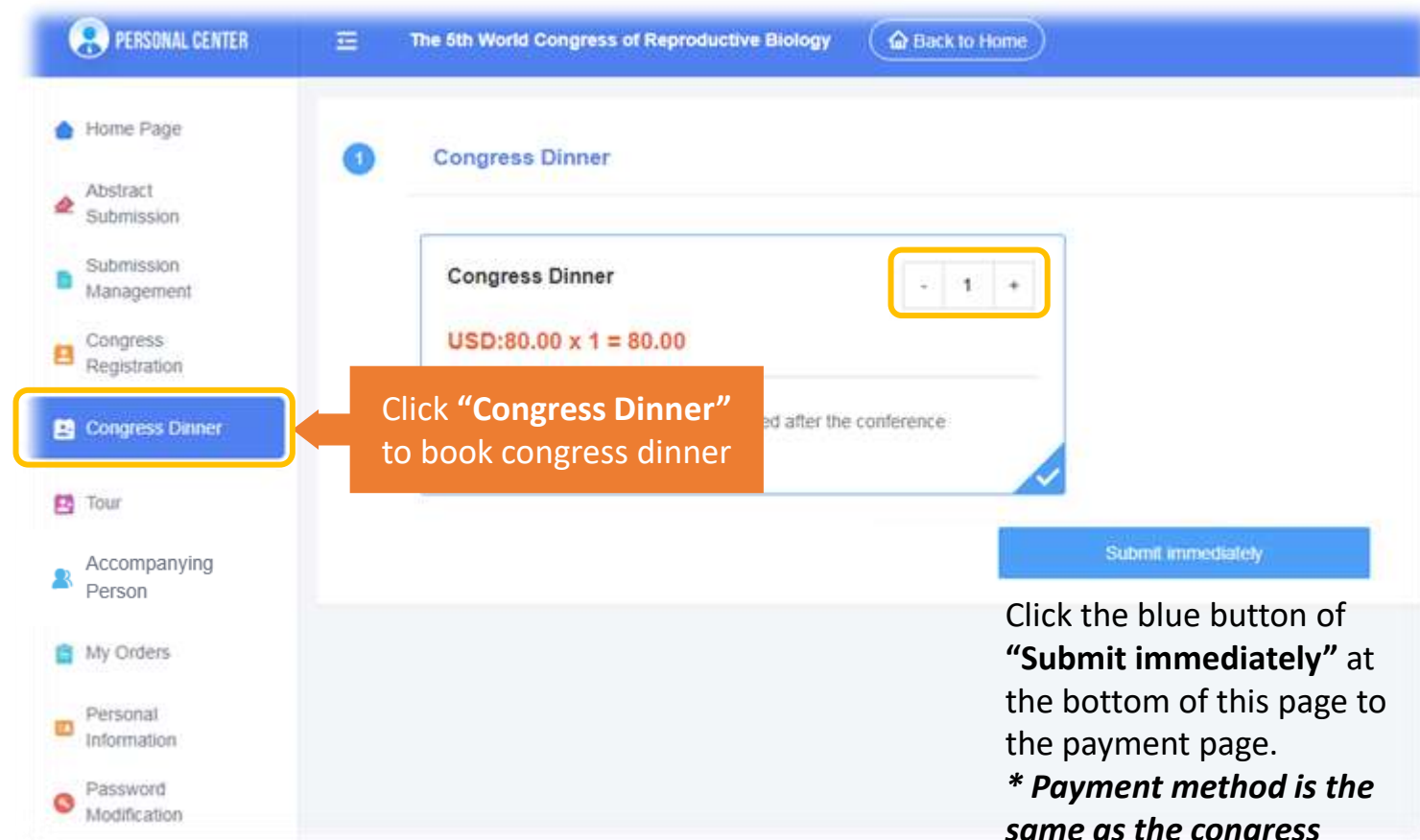
Contact: wcrb2023@chinastargroup.com



Step 7

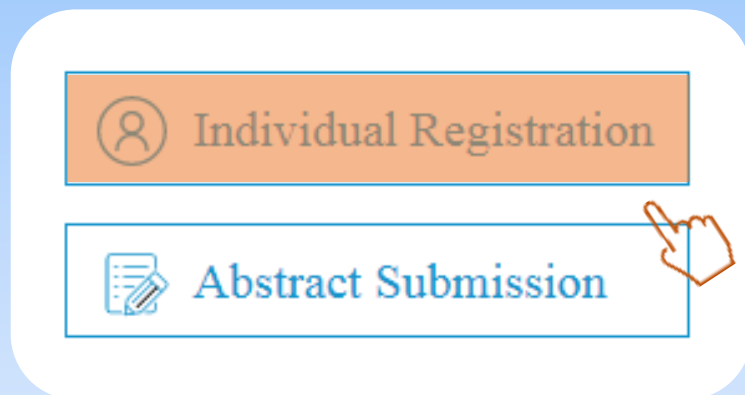
Congress Dinner booking

Available after you complete your congress registration



Click the blue button of **"Submit immediately"** at the bottom of this page to the payment page.
*** Payment method is the same as the congress registration.**

www.wcrb2023.org



Contact: wcrb2023@chinastargroup.com



Step 8

Add Accompanying Person

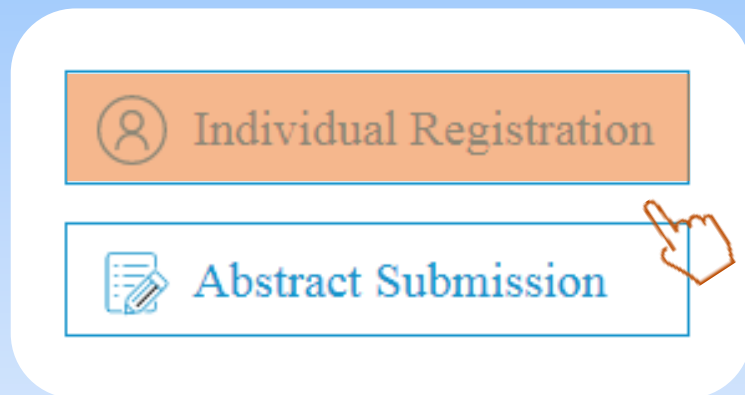
Available after you complete your congress registration

A screenshot of the 'PERSONAL CENTER' for 'The 5th World Congress of Reproductive Biology'. The left sidebar lists navigation options: Home Page, Abstract Submission, Submission Management, Congress Registration, Conference Dinner, Tour, Accompanying Person (highlighted with a yellow box and an arrow pointing to it), My Orders, Personal Information, and Password Modification. The main content area is titled 'Accompanying Person' and features a search bar, a table with columns 'No.', 'Name', and 'Reg. Category', and a '+ Accompanying Person' button (highlighted with a yellow box and an arrow pointing to it). At the bottom, it shows 'Selected 0 Person' and buttons for 'Pay for All Selected' and 'Delete All Selected'.

1. Click "Accompanying Person" to start your accompanying person registration

2. Click here to add your accompanying person

www.wcrb2023.org



Contact: wcrb2023@chinastargroup.com



Step 8

Add Accompanying Person

Available after you complete your congress registration

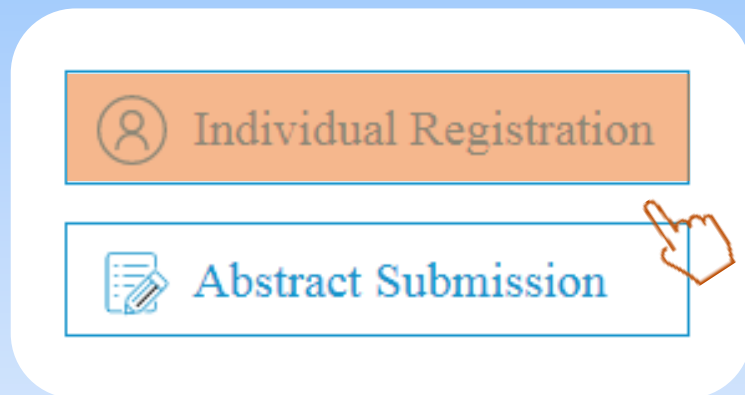
The screenshot shows a web form titled 'Accompanying Person'. It has two main sections. The first section, labeled '1 Accompanying Person', contains three input fields: 'Family name *', 'Given name *', and 'Country/Region *' (a dropdown menu). The second section, labeled '2 Welcome Note', contains a table with one row: 'Accompanying Person' with a quantity of '1' and a price of 'x 1 = 50.00'. To the right of the table is a blue checkmark icon. Below the table is a blue button labeled 'Submit immediately'.

1. Fill in the information required

2. Check the order quantity and click the card

Click the blue button of **“Submit immediately”** at the bottom of this page to the next step.

www.wcrb2023.org



Contact: wcrb2023@chinastargroup.com



Step 8

Add Accompanying Person

Available after you complete your congress registration

The screenshot shows the 'Accompanying Person' selection interface. A table lists two test persons. The first person is selected, indicated by a blue checkbox and a yellow box around the row. An orange arrow points from this row to a text box: "1. Check the person you would like to pay for". Below the table, there are buttons for "Pay for All Selected" (highlighted with a yellow box) and "Delete All Selected". An orange arrow points from the "Pay for All Selected" button to a text box: "2. Click the button of 'Pay for All selected'". To the right, a modal window titled "Registration Fee Type" shows the fee type as "Accompanying Person USD 50.00*1" and the payment amount as "USD 50.00 UNPAID". At the bottom of this modal is a blue button labeled "Submit immediately".

No.	Name	Reg. Category	Operation
137	test test	Accompanying Person/USD50.00	[Edit] [Delete]
138	test test	Accompanying Person/USD50.00	[Edit] [Delete]

Selected 1 Person

Registration Fee Type

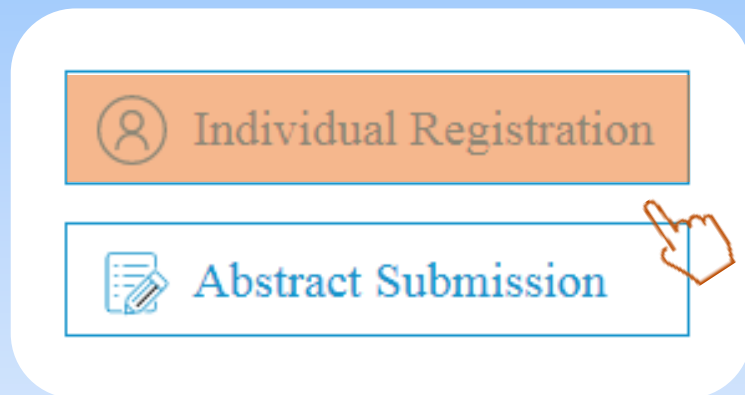
Registration Fee Type : Accompanying Person USD 50.00*1

Payment amount : USD 50.00 UNPAID

Submit immediately

After enter to the next page, click the blue button of **"Submit immediately"** at the bottom of this page to the payment page.
*** Payment method is the same as the congress registration.**

www.wcrb2023.org



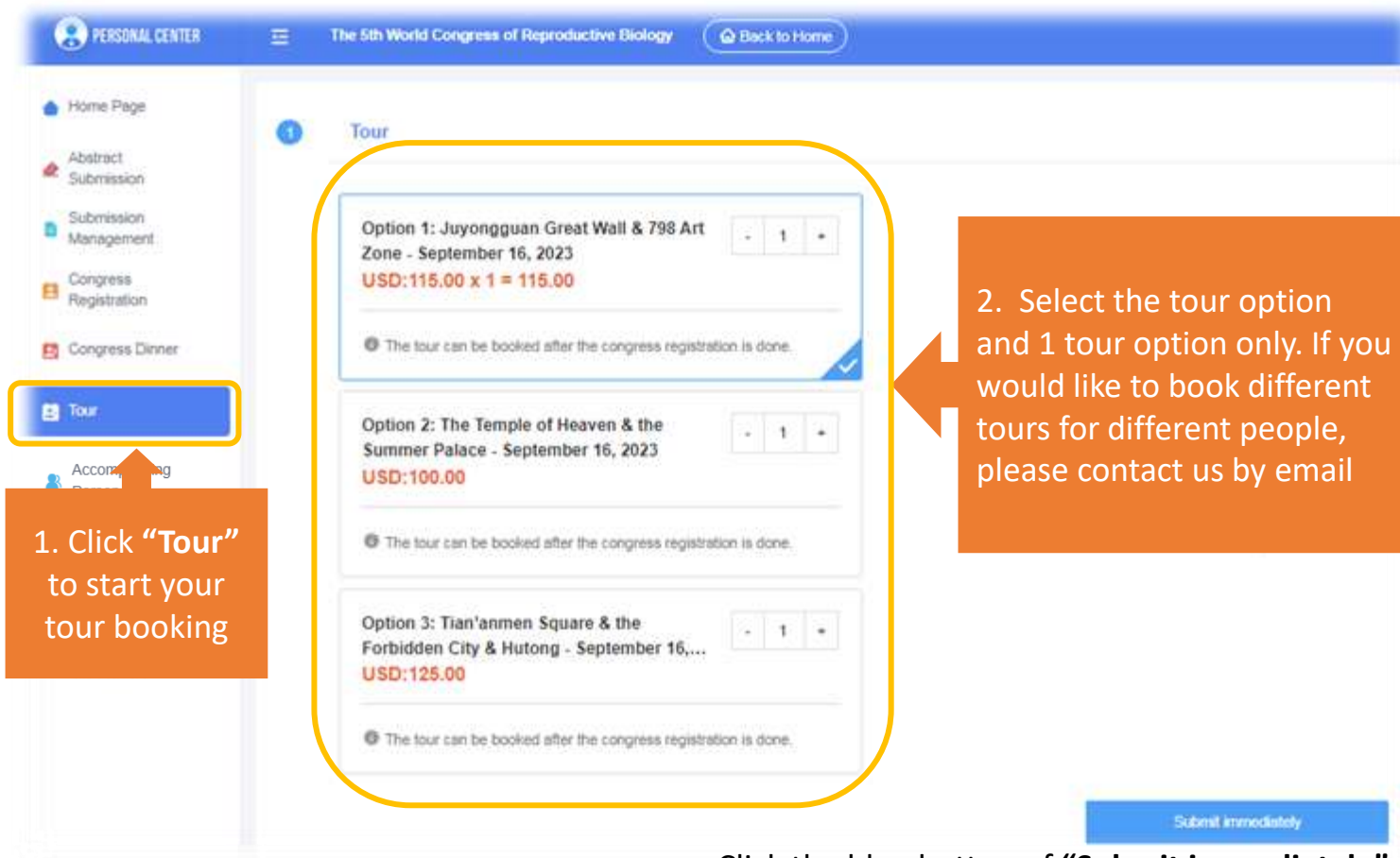
Contact: wcrb2023@chinastargroup.com



Step
9

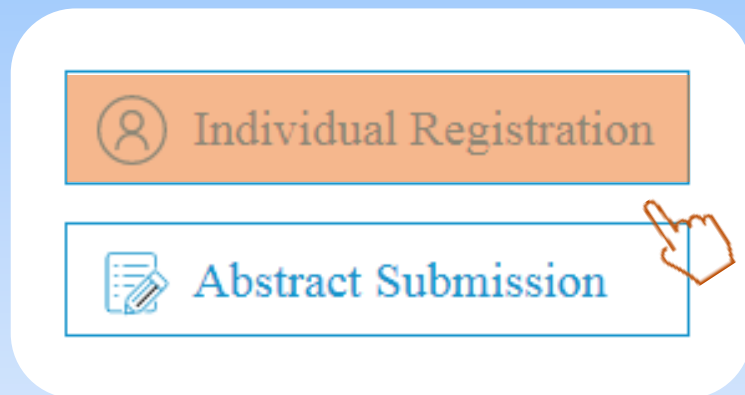
Tour booking

Available after you complete your congress registration



Click the blue button of "**Submit immediately**" at the bottom of this page to the payment page.
*** Payment method is the same as the congress registration.**

www.wcrb2023.org



Contact: wcrb2023@chinastargroup.com



Step
10

Receipt Download (for international delegates)

A screenshot of the WCRB 2023 website's 'PERSONAL CENTER'. The 'My Orders' section is highlighted with a yellow box. It shows a table of orders with columns: Registration Number, Reg. Category, Quantity, Registration Fee, and Payment Status. Two orders are listed: 'Congress Dinner-USD-88.00' and 'Option 1: Juyingqian Great Wall & T98 Art Zone - September 15, 2023-USD-115.00'. Below the table, the order details for 'Congress Registration' are shown, including the order ID '19626782', creation time '2023/02/22 14:20:04', and a total amount of 'USD500.00'. A 'Receipt Download' button is visible at the bottom right of the order details.

Registration Number	Reg. Category	Quantity	Registration Fee	Payment Status
53	Congress Dinner-USD-88.00	1	USD-88.00	Not Paid
53	Option 1: Juyingqian Great Wall & T98 Art Zone - September 15, 2023-USD-115.00	1	USD-115.00	Not Paid

Order ID : 19626782 Creation time : 2023/02/22 14:20:04

Congress Registration Early Bird for Delegate 500.00*1 USD500.00

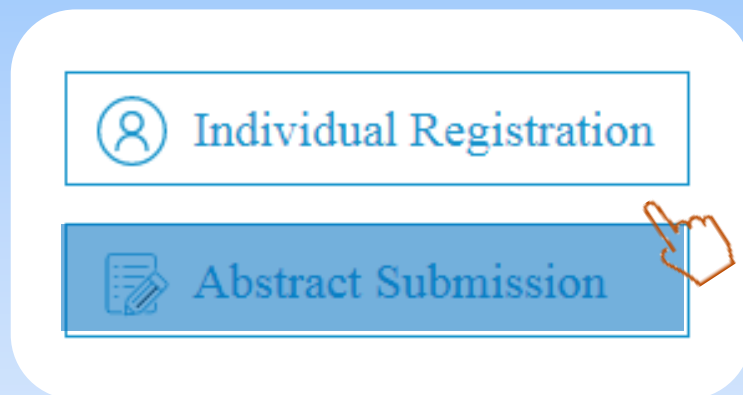
Total : USD500.00 Service Fee : USD0.00 Total amount : **USD500.00**

Order details [Receipt Download](#)

1. Click here to enter My Order

2. If you paid successfully, the button of "Receipt Download" will be shown up, then you can click here to download your receipt.

www.wcrb2023.org



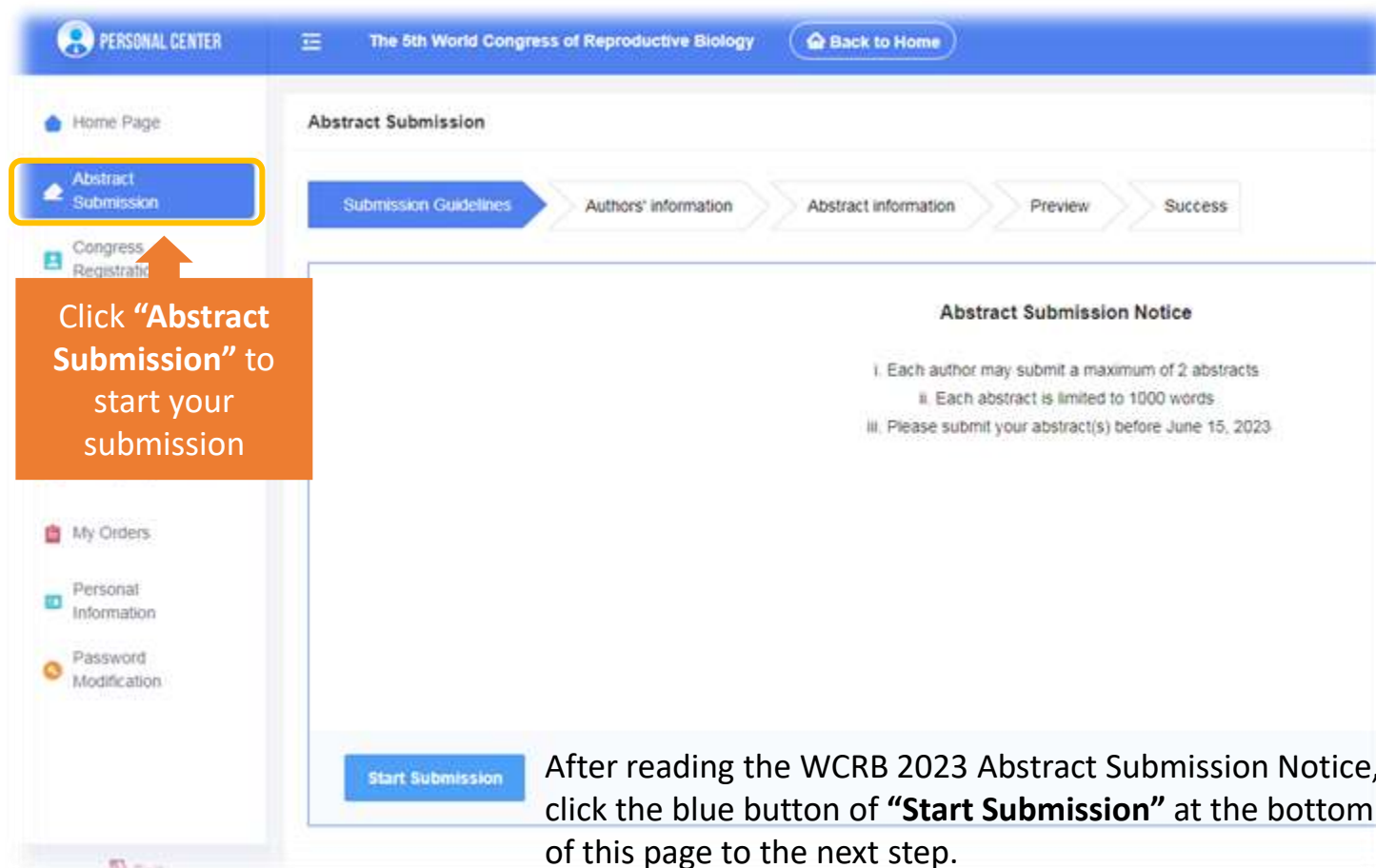
Contact: wcrb2023@chinastargroup.com



Step 1

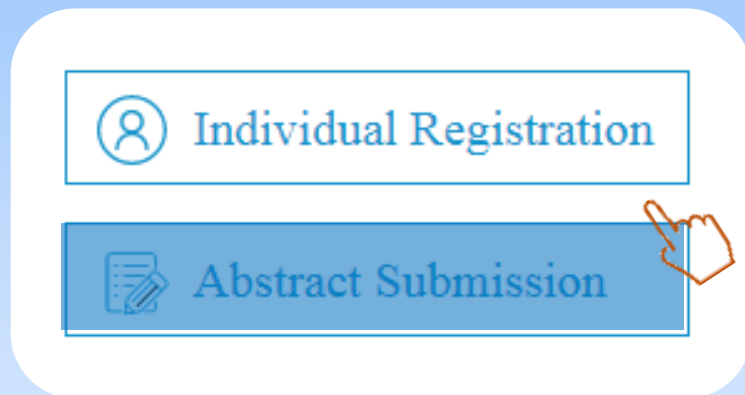
Abstract Submission

Before your submission, if you do not have an account, you need to follow registration Step 1 and Step 2 to create a new account first.



After reading the WCRB 2023 Abstract Submission Notice, click the blue button of **"Start Submission"** at the bottom of this page to the next step.

www.wcrb2023.org



Contact: wcrb2023@chinastargroup.com



Step 2

Abstract Submission

Fill in the information as requested step by step.

Abstract Submission

Submission Guidelines Authors' information Abstract information Preview Success

☐ I'm the first author. (Please check here, if you are the first author. Otherwise, please fill in the first author's information.)

Family Name*

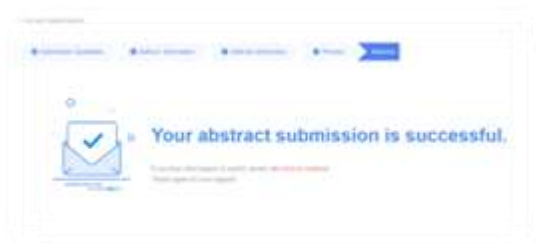
Given Name*

Country/Region*

Institution*

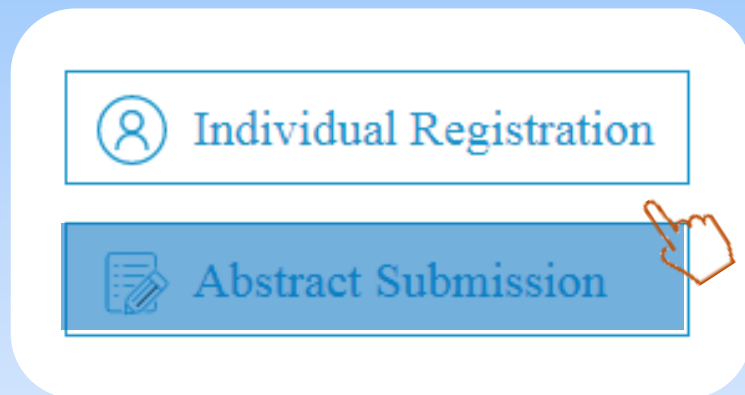
E-mail*

Back | Please read the Instructions to Authors Next | Fill in information of the other authors



Click the blue button of “**Next**” at the bottom of this page to the next steps, and follow the instruction to complete all the steps

www.wcrb2023.org



Contact: wcrb2023@chinastargroup.com



Step 3

Abstract Submission Submission Management

Submission Management

New submission

Abstract ID	Classification of papers	Abstract title	The first author	Status	Operation
17			Qu Chen	Not finished	Modify Delete View
16	Topic 1: Reproductive medicine	test	Qu Chen	Abstract submitted	Modify Delete View

Turn to Page 1 page Go Total 2 10/page

Click "Submission Management" to Modify, Delete and View your submitted abstract(s)

www.wcrb2023.org



Individual Registration



Abstract Submission



Contact: wcrb2023@chinastargroup.com



Thank you!

For any registration/submission and general inquiries, please contact:

Ms. Chen Qu

wcrb2023@chinastargroup.com